

BALTIC EXCHANGE FFA BENCHMARKS ON 06 JUN 2022



TC AVERAGE

CAPEXSIZE

PANAMAX (82k)

SUPRAMAX (58k)

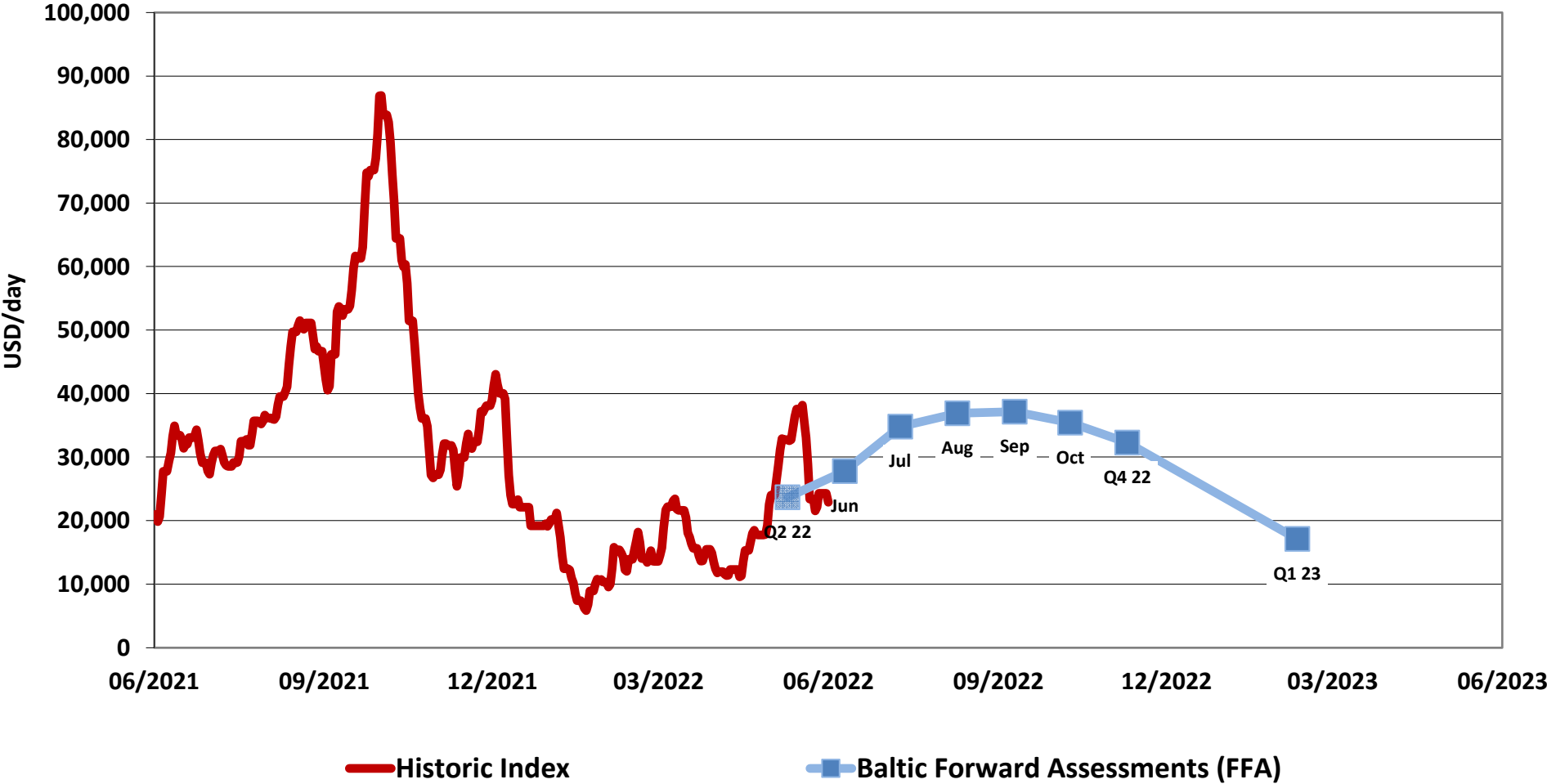
HANDYSIZE (38k)

Spot prices	22,866	- 1408	Prem/Disc	25,573	- 90	Prem/Disc	29,259	- 479	Prem/Disc	28,167	- 545	Prem/Disc
Jun-22	27,786	- 2128	22%	27,200	- 36	6%	29,400	- 379	0%	28,888	- 212	3%
Jul-22	34,789	- 797	52%	29,165	+ 154	14%	30,042	+ 9	3%	29,275	- 100	4%
Aug-22	36,914	+ 21	61%	29,293	+ 318	15%	30,242	- 41	3%	29,250	- 38	4%
Sep-22	37,143	- 107	62%	28,850	+ 293	13%	28,858	- 142	-1%	27,775	- 63	-1%
Oct-22	35,393	- 107	55%	26,986	+ 7	6%	26,250	- 275	-10%	25,875	- 63	-8%
Q2 22	23,648	- 710	3%	27,501	- 12	8%	29,553	- 126	1%	28,821	- 71	2%
Q3 22	36,282	- 294	59%	29,103	+ 255	14%	29,714	- 58	2%	28,767	- 66	2%
Q4 22	32,271	- 15	41%	25,815	+ 150	1%	24,825	- 233	-15%	23,900	- 75	-15%
Q1 23	17,100	+ 100	-25%	19,293	- 29	-25%	18,004	- 354	-38%	17,425	- 63	-38%
Q2 23	22,164	+ 21	-3%	19,107	+ 17	-25%	17,729	- 254	-39%	16,875	- 25	-40%
Cal 23	22,391	+ 16	-2%	18,586	- 16	-27%	17,300	- 325	-41%	16,525	- 100	-41%
Cal 24	20,075	+ 25	-12%	15,440	- 10	-40%	14,158	- 117	-52%	13,800	- 50	-51%
Cal 25	18,729	- 71	-18%	14,625	- 32	-43%	13,283	- 75	-55%	12,931	- 32	-54%
Cal 26	18,693	+ 0	-18%	14,286	- 7	-44%	13,058	- 59	-55%	12,719	- 6	-55%

Note: Panamax index is now 82,000 DWT, Handysize index is now 38,000 DWT

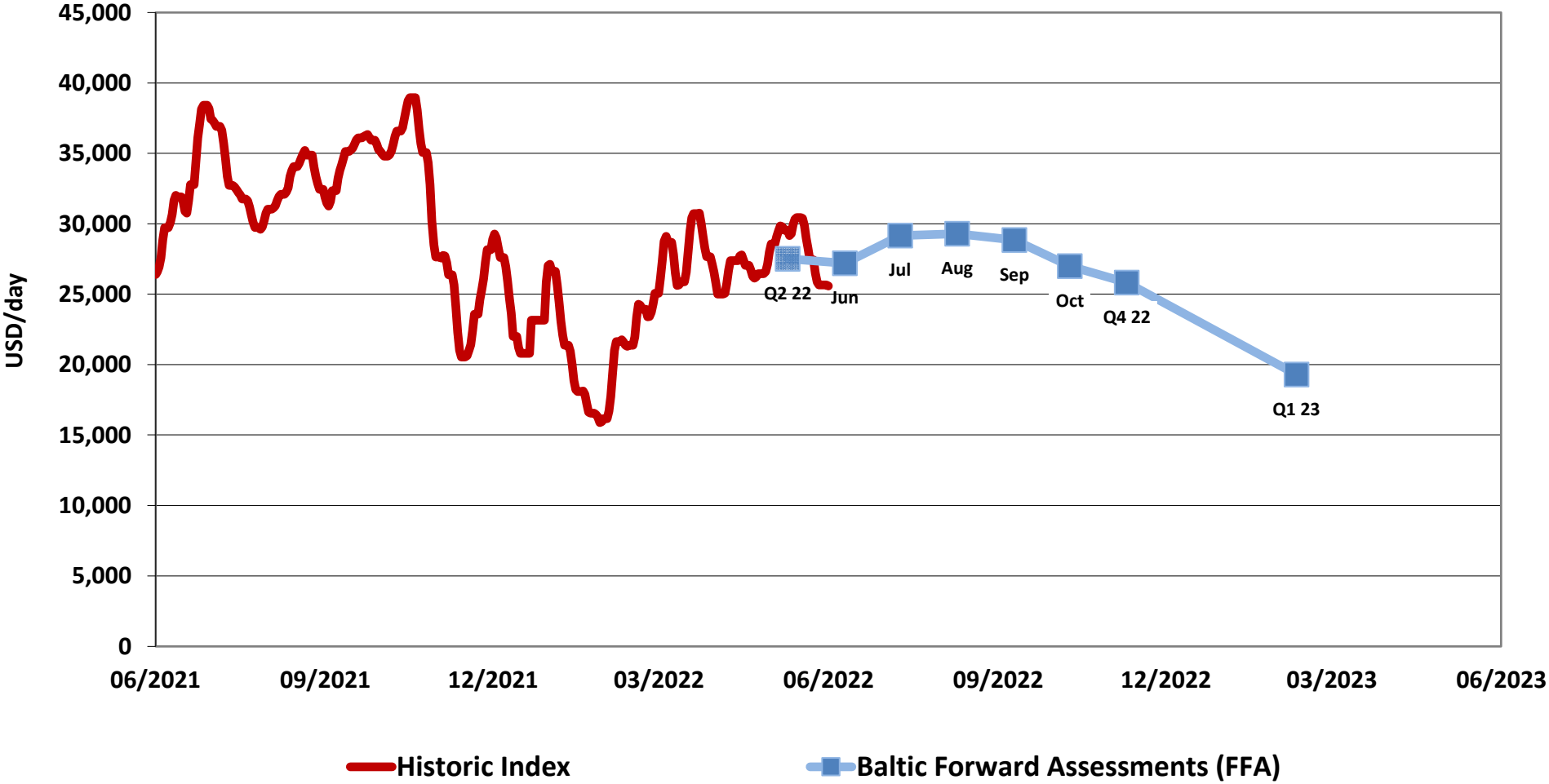
BALTIC CAPESIZE INDEX FORWARD CURVE

(06 Jun 2022 ; LAST 12 MONTHS + FUTURE 12 MONTHS)



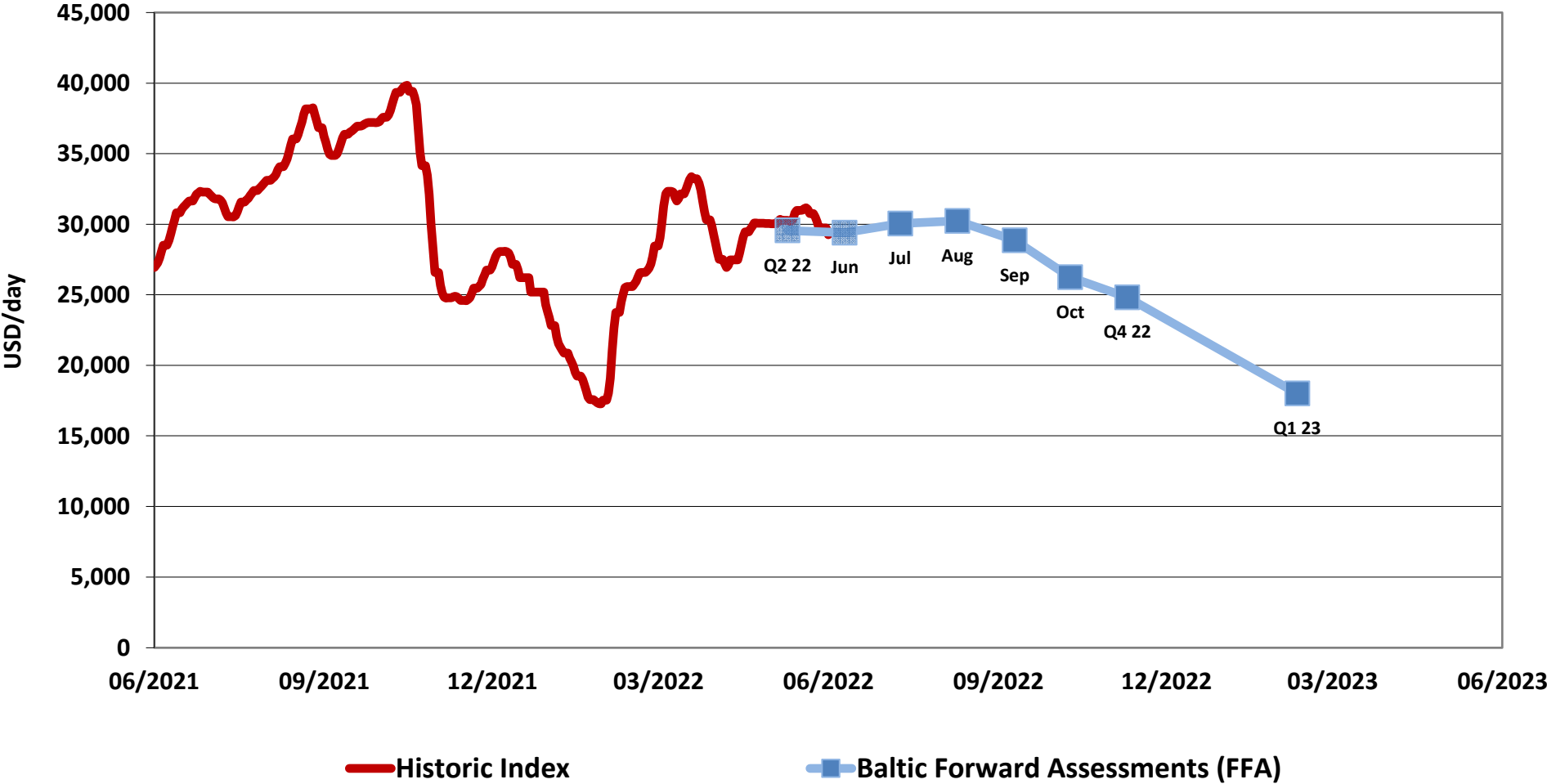
BALTIC PANAMAX INDEX FORWARD CURVE

(06 Jun 2022 ; LAST 12 MONTHS + FUTURE 12 MONTHS)



BALTIC SUPRAMAX INDEX FORWARD CURVE

(06 Jun 2022 ; LAST 12 MONTHS + FUTURE 12 MONTHS)



BALTIC HANDYSIZE INDEX FORWARD CURVE

(06 Jun 2022 ; LAST 12 MONTHS + FUTURE 12 MONTHS)

